

LITTBUS STÅL/STEEL



LITTBUS med gavel av stål

- gaveltjocklek 25 mm
- lackerad som standard i zinkgrå pulverlack med struktur
- gaveldjup 290, 374 och 542 mm
- gavelhöjd 1084, 1404, 1724 och 2044 mm

Höjdmått är gavelns höjd exklusive justerfotens minimihöjd 25 mm.

LITTBUS end panels in steel

- the thickness of the end panels is 25 mm
- powder coated zinc grey
- depth of the end panels are 290, 374 and 542 mm
- height of end panels 1084, 1404, 1724 and 2044 mm

The height of the panels does not include the feet which are 25 mm.



LITBUS STÅL/STEEL



Stålgavel 374x1404 mm. Tophylla och hyllplan i stålplåt, pulverlackerad stålgrå. Hyllplanet är vändbart och kan användas plant eller lutande för exponering.

End panels in steel 374x1404 mm. Topshelf and shelves in sheet steel, powder coated steel grey. The shelf is reversible for flat or sloping display.



LITTBUS 290x2044 mm. Hyllplansdjup/Shelf depth 252 mm.



LITTBUS 374x2044 mm. Topphylla i stål/Topshelf in steel.
Hyllplansdjup/Shelf depth 336 mm.



Dubbelsidig/Doublesided 542x2044 mm.
Hyllplansdjup/Shelf depth 2x252 mm.

LITBUS STÅL/STEEL

Tillbehör/Accessories



Fallplåt och hängande trådbokstöd.

Bookends. Metal sheet and hanging.



Bokstöd.
Bookends.



Framkantsskylt, sektionsskylt samt falltråd.

Text strip for front edge of shelf and sections. Metal book stopper.



Expomagasin slutet.
Expo-magazine closed.



Expomagasin öppet.
Expo-magazine open.



Lutande bottenhylla med hög kant.
Sloping bottom shelf with high back.

Tillbehör/Accessories



Glasdörr.
Glassdoors.



Fackavdelare till hylla.
Partition for shelves.



Tidskrifts display.
Magazine display.



Tiltbox för förvaring stängd.
Tilt box storage compartment
closed.



Tiltbox öppen.
Tilt box open.



Skriv/studieplats.
Writing/reading top.

LITTBUS STÅL/STEEL

Tillbehör/Accessories



Hängande och stående bokstöd.
Hanging and standing book ends.



Utdragbart hyllplan.
Pull out writing top.



Tidskriftshylla.
Magazine shelf.



Läsbelysning.
Reading light.



Fackavdelning med bokstöd.
Partitioning with book ends.



Fackavdelare till hylla med låg bakkant.
Partition low for low back shelves.

Tillbehör/Accessories



Boktråg.
Book compartment.



CD hylla.
CD compartment.



Gavelskylt.
Bookcase end sign with glass.



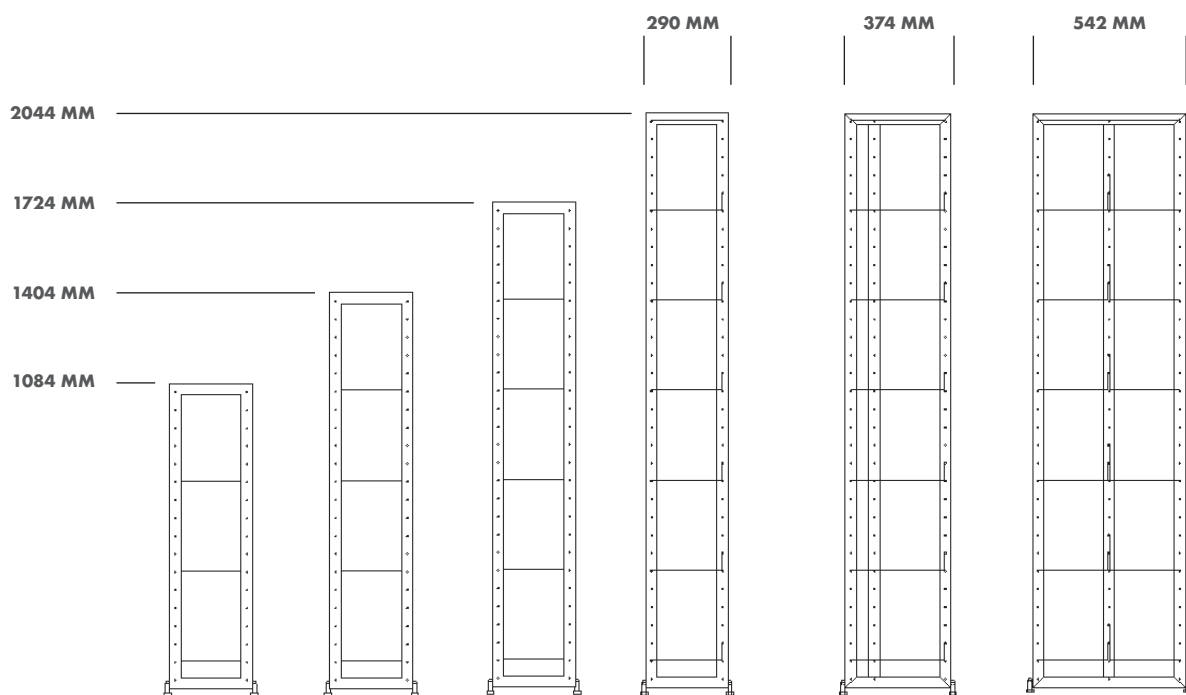
Bokvagnsskylt.
Book trolleys sign.



MOBIL 4
Bokvagn.
Book trolleys.



Diesel verkstaden Youth Library, Stockholm



START OCH PLUS

Start och plussektion visas med skiss.

Skisserna redovisar vad som ingår i det aktuella artikelnumret.

- Breddmätt mellan gavlar är 516, 725 och 900 mm c/c.
- Hyllenshetens totala längd erhålles genom att sammanräkna sektionernas totala längd och addera en med gaveljocklek (25 mm).
- Höjdjustering av hyllplan sker i 64 mm's intervaller (32 mm kan erhållas på begäran).
- Hyllavståndet är baserat på normal bokförvaring i bibliotek, hyllavstånd 320 mm c/c.
- Höjdmått är gavelns höjd exklusive justerfotens minimihöjd 25 mm.

Benämning av sektioner

Ex. 290/1084 = djup 290 mm och höjd 1084 mm.

START AND PLUS/EXTENSION

Start and extension bays depicted accurately show what is included.

- The widths of the bays are 516, 725 and 900 mm c/c.
- To calculate the total length of a run of shelving add together all bays plus the thickness of an end panel (25 mm).
- The heights of the shelves are adjustable at 64 mm increments (32 mm upon request).
- Space between shelves is based on standard for libraries, 320 mm c/c (centre to centre).
- The height of the end panels does not include the feet which are minimum 25 mm.

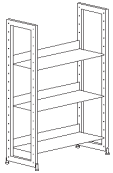
Description of bays

Ex. 290/1084 = depth 290 mm and height 1084 mm.

LITTBUS STÅL/STEEL 290

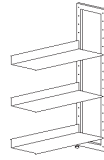
Gavlar av stål, inkl. hyllplan/Endpanels of steel, incl. shelves

290/1084 STARTSEKTION



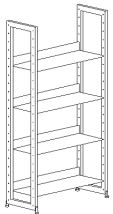
Bredd/width	Art.nr/Art.no
C/C 516	LS 2910050
C/C 725	LS 2910150
C/C 900	LS 2910250

PLUSSEKTION

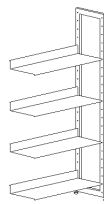


Bredd/width	Art.nr/Art.no
C/C 516	LP 2910050
C/C 725	LP 2910150
C/C 900	LP 2910250

290/1404

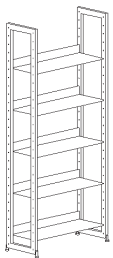


Bredd/width	Art.nr/Art.no
C/C 516	LS 2920050
C/C 725	LS 2920150
C/C 900	LS 2920250

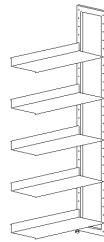


Bredd/width	Art.nr/Art.no
C/C 516	LP 2920050
C/C 725	LP 2920150
C/C 900	LP 2920250

290/1724

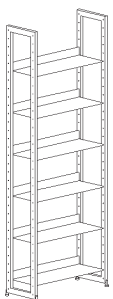


Bredd/width	Art.nr/Art.no
C/C 516	LS 2930050
C/C 725	LS 2930150
C/C 900	LS 2930250

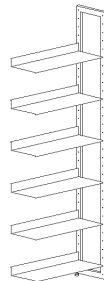


Bredd/width	Art.nr/Art.no
C/C 516	LP 2930050
C/C 725	LP 2930150
C/C 900	LP 2930250

290/2044



Bredd/width	Art.nr/Art.no
C/C 516	LS 2940050
C/C 725	LS 2940150
C/C 900	LS 2940250



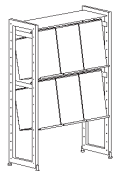
Bredd/width	Art.nr/Art.no
C/C 516	LP 2940050
C/C 725	LP 2940150
C/C 900	LP 2940250

3-DELAT EXPOMAGASIN/3-PARTS EXPO-MAGAZINE 290

Inkl. gavlar, hyllplan och topphylla/Incl. endpanels, shelves and topshelf

290/1084 STARTSEKTION PLUSSEKTION

Bredd/Width	Art.nr/Art.no
C/C 725	LS 2910155
C/C 900	LS 2910255

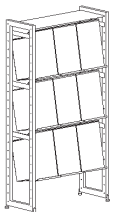


Bredd/Width	Art.nr/Art.no
C/C 725	LP 2910155
C/C 900	LP 2910255

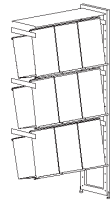


290/1404

C/C 725	LS 2920155
C/C 900	LS 2920255

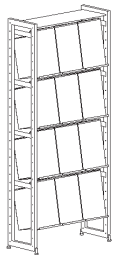


C/C 725	LP 2920155
C/C 900	LP 2920255



290/1724

C/C 725	LS 2930155
C/C 900	LS 2930255

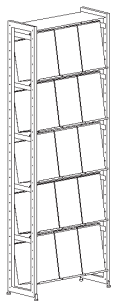


C/C 725	LP 2930155
C/C 900	LP 2930255

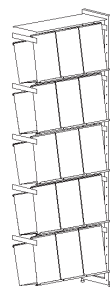


290/2044

C/C 725	LS 2940155
C/C 900	LS 2940255



C/C 725	LP 2940155
C/C 900	LP 2940255

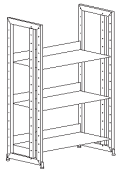


LITBUS STÅL/STEEL 374

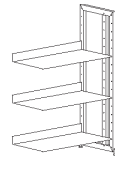
Gavlar av stål, inkl. hyllplan/Endpanels of steel, incl. shelves

374/1084 STARTSEKTION PLUSSEKTION

Bredd/width	Art.nr/Art.no
C/C 516	LS 3710050
C/C 725	LS 3710150
C/C 900	LS 3710250

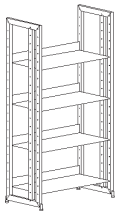


Bredd/width	Art.nr/Art.no
C/C 516	LP 3710050
C/C 725	LP 3710150
C/C 900	LP 3710250

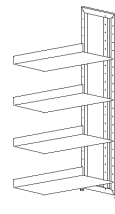


374/1404

C/C 516	LS 3720050
C/C 725	LS 3720150
C/C 900	LS 3720250

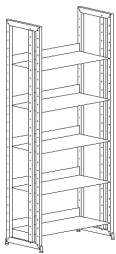


C/C 516	LP 3720050
C/C 725	LP 3720150
C/C 900	LP 3720250

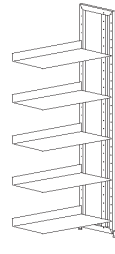


374/1724

C/C 516	LS 3730050
C/C 725	LS 3730150
C/C 900	LS 3730250

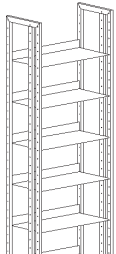


C/C 516	LP 3730050
C/C 725	LP 3730150
C/C 900	LP 3730250

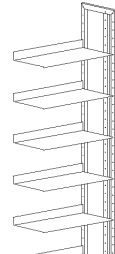


374/2044

C/C 516	LS 3740050
C/C 725	LS 3740150
C/C 900	LS 3740250



C/C 516	LP 3740050
C/C 725	LP 3740150
C/C 900	LP 3740250

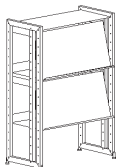


EXPOMAGASIN/EXPO-MAGAZINE 374

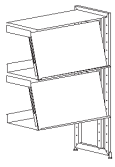
Inkl. gavlar, hyllplan och topphylla/Incl. endpanels, shelves and topshelf

374/1084 STARTSEKTION PLUSSEKTION

Bredd/width	Art.nr/Art.no
C/C 725	LS 3710153
C/C 900	LS 3710253

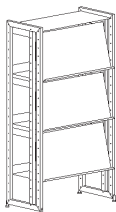


Bredd/width	Art.nr/Art.no
C/C 725	LP 3710153
C/C 900	LP 3710253

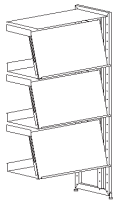


374/1404

C/C 725	LS 3720153
C/C 900	LS 3720253



C/C 725	LP 3720153
C/C 900	LP 3720253

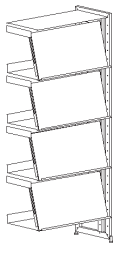


374/1724

C/C 725	LS 3730153
C/C 900	LS 3730253



C/C 725	LP 3730153
C/C 900	LP 3730253

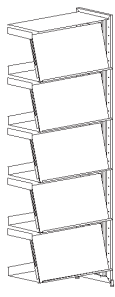


374/2044

C/C 725	LS 3740153
C/C 900	LS 3740253



C/C 725	LP 3740153
C/C 900	LP 3740253

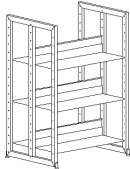


LITBUS STÅL/STEEL 542

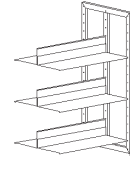
Gavlar i stål, inkl. hyllplan/Endpanels of steel, incl. shelves

542/1084 STARTSEKTION PLUSSEKTION

Bredd/width	Art.nr/Art.no
C/C 516	LS 5410050
C/C 725	LS 5410150
C/C 900	LS 5410250

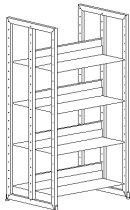


Bredd/width	Art.nr/Art.no
C/C 516	LP 5410050
C/C 725	LP 5410150
C/C 900	LP 5410250

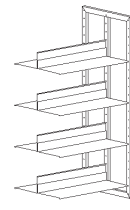


542/1404

C/C 516	LS 5420050
C/C 725	LS 5420150
C/C 900	LS 5420250

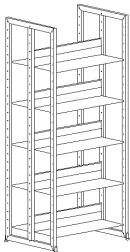


C/C 516	LP 5420050
C/C 725	LP 5420150
C/C 900	LP 5420250

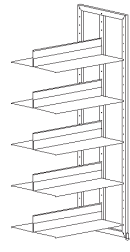


542/1724

C/C 516	LS 5430050
C/C 725	LS 5430150
C/C 900	LS 5430250

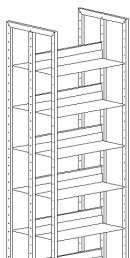


C/C 516	LP 5430050
C/C 725	LP 5430150
C/C 900	LP 5430250

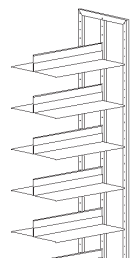


542/2044

C/C 516	LS 5440050
C/C 725	LS 5440150
C/C 900	LS 5440250



C/C 516	LP 5440050
C/C 725	LP 5440150
C/C 900	LP 5440250

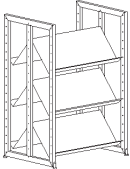


TIDSKRIFTSHYLLA/MAGAZINE SHELVES 542

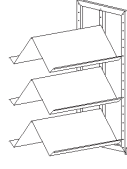
Inkl. gavlar/Incl. end panels

542/1084 STARTSEKTION PLUSSEKTION

Bredd/width	Art.nr/Art.no
C/C 725	LS 5410152
C/C 900	LS 5410252

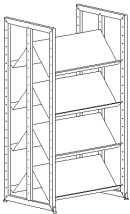


Bredd/width	Art.nr/Art.no
C/C 725	LP 5410152
C/C 900	LP 5410252

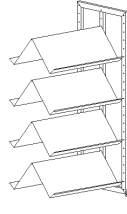


542/1404

C/C 725	LS 5420152
C/C 900	LS 5420252

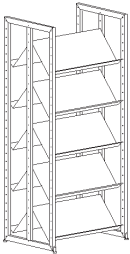


C/C 725	LP 5420152
C/C 900	LP 5420252

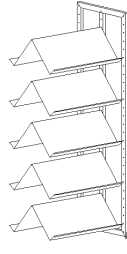


542/1724

C/C 725	LS 5430152
C/C 900	LS 5430252

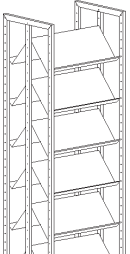


C/C 725	LP 5430152
C/C 900	LP 5430252

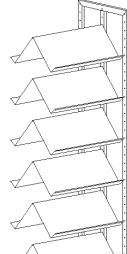


542/2044

C/C 725	LS 5440152
C/C 900	LS 5440252



C/C 725	LP 5440152
C/C 900	LP 5440252



3-DELAT EXPOMAGASIN/3-PARTS EXPO-MAGAZINE 542

Inkl. gavlar, hyllplan och topphylla/Incl. endpanels, shelves and topshelf

542/1084 STARTSEKTION




Bredd/width	Art.nr/Art.no
C/C 725	LS 5410155
C/C 900	LS 5410255

PLUSSEKTION

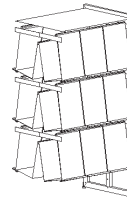


Bredd/width	Art.nr/Art.no
C/C 725	LP 5410155
C/C 900	LP 5410255

542/1404

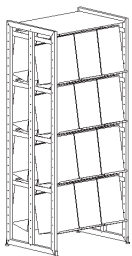


C/C 725	LS 5420155
C/C 900	LS 5420255



C/C 725	LP 5420155
C/C 900	LP 5420255

542/1724

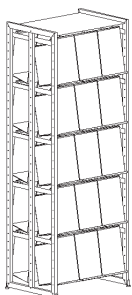


C/C 725	LS 5430155
C/C 900	LS 5430255



C/C 725	LP 5430155
C/C 900	LP 5430255

542/2044



C/C 725	LS 5440155
C/C 900	LS 5440255



C/C 725	LP 5440155
C/C 900	LP 5440255